





-  Loctite 271 (Obtain Locally)
-  Perfect Seal (92-34227-1)
-  Loctite 680 (Obtain Locally)
-  2-4-C With Teflon (92-825407A12)

Parts List

Ref	Class	Part	Description	Qty	Comment	Footnote
1	3518	818452A 1	DRIVE SHAFT HOUSING	1	(BLACK-LONG)	
1	3518	818452A 2	DRIVE SHAFT HOUSING	1	(GRAY-LONG)	
1	3519	818453A 1	DRIVE SHAFT HOUSING	1	(BLACK-X-LONG)	
1	3519	818453A 2	DRIVE SHAFT HOUSING]	1	(GRAY-X-LONG)	
2	16	822257	STUD (M12 X 1.75 X 50)	4		
3	10	821301 30	SCREW (M10 X 1.5 X 30)	1		
4	25	89417	GROMMET	1		
5	12	40023 21	WASHER	4		
6	11	821280	NUT (M12 X 1.75)	4		
7	19	64649	PLUG	1		
8	10	815431	SCREW (M14 X 2 X 178)	2		
9		88238A10	GROUND WIRE	1		
10	12	815432	WASHER	2		
11	12	815433	WASHER	2		
12		813771 1	MOUNT	2		
13	12	825190	WASHER	1		
14	11	815434	NUT	2		
15		818644 2	CLAMP	2		
16	10	818934 35	SCREW (M8 X 35)	4		
17	13	72521	LOCKWASHER	1		
18		818645F 1	COVER	2	(BLACK)	
18		818645F 2	COVER	2	(GRAY)	
19	10	69079	SCREW (5/8 IN.)	2		
20		816503	SEAL	1		
21		826384 1	EXHAUST TUBE	1		
22	10	818934 35	SCREW (M8 X 35)	6		
23	32	814196 4	WATER TUBE	1	(LONG)	
23	32	814196 5	WATER TUBE	1	(X-LONG)	
24		814080	SEAL	1		
25		814081	CLAMP	1		